

# NSW CUSTODY STATISTICS

March 2021



## YOUTH DETENTION POPULATION

244

in March 2020

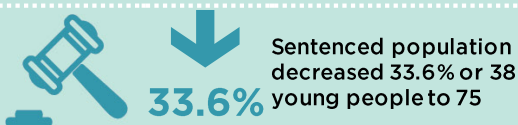
203

in March 2021



### CUSTODY STATUS

Between March 2020 and March 2021



### GENDER

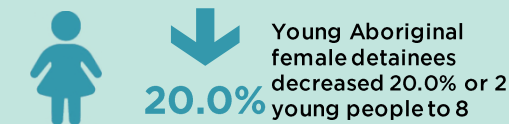
Between March 2020 and March 2021



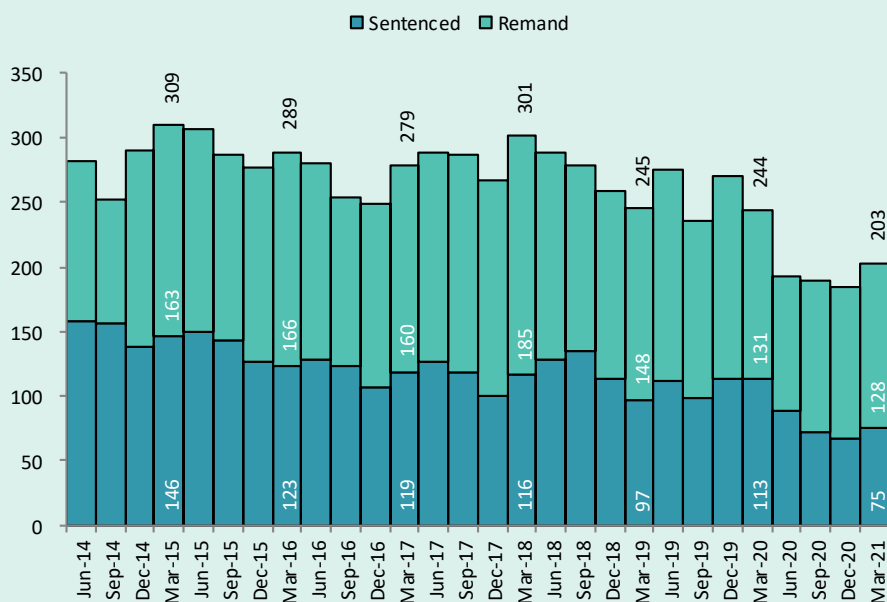
### ABORIGINAL OVER-REPRESENTATION



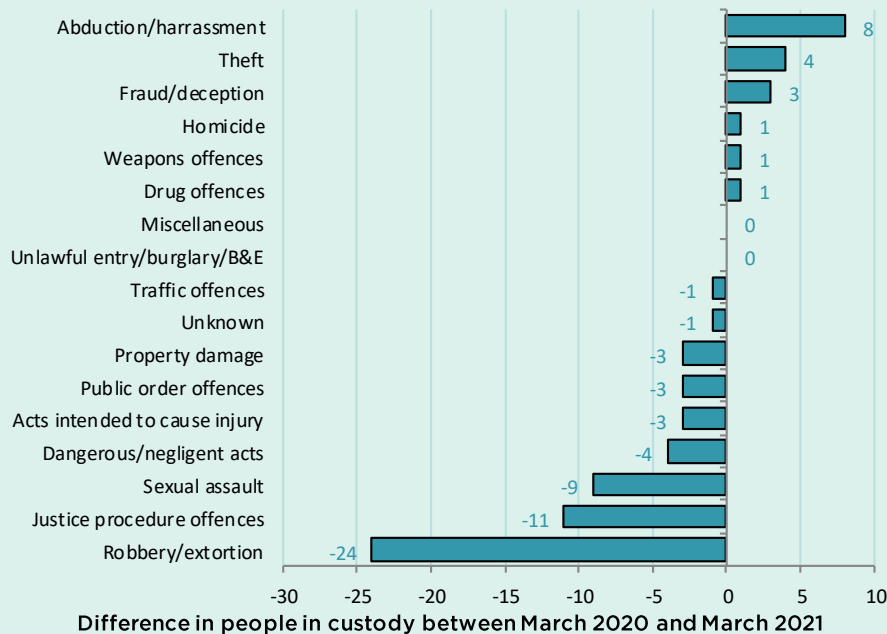
Between March 2020 and March 2021



### QUARTERLY TRENDS



### CHANGE IN YOUTH CUSTODY BY OFFENCE



# NSW CUSTODY STATISTICS

## March 2021

### PRISON POPULATION

**13,525** **13,063**

in March 2020

in March 2021



### LEGAL STATUS

Between March 2020 and March 2021



↓  
**0.4%**

Remand population decreased 0.4% or 19 people to 4,492



↓  
**4.9%**

Sentenced population decreased 4.9% or 443 people to 8,571

### GENDER

Between March 2020 and March 2021



↓  
**9.8%**

Female custody population decreased 9.8% or 92 people to 850



↓  
**2.9%**

Male custody population decreased 2.9% or 370 people to 12,213

### ABORIGINAL OVER-REPRESENTATION\*

In Mar 2020

**25.8%**

of prisoners were Aboriginal

In Mar 2021

**25.7%**

of prisoners were Aboriginal

Between March 2020 and March 2021



↓  
**13.3%**

Aboriginal female custody population decreased 13.3% or 41 people to 268

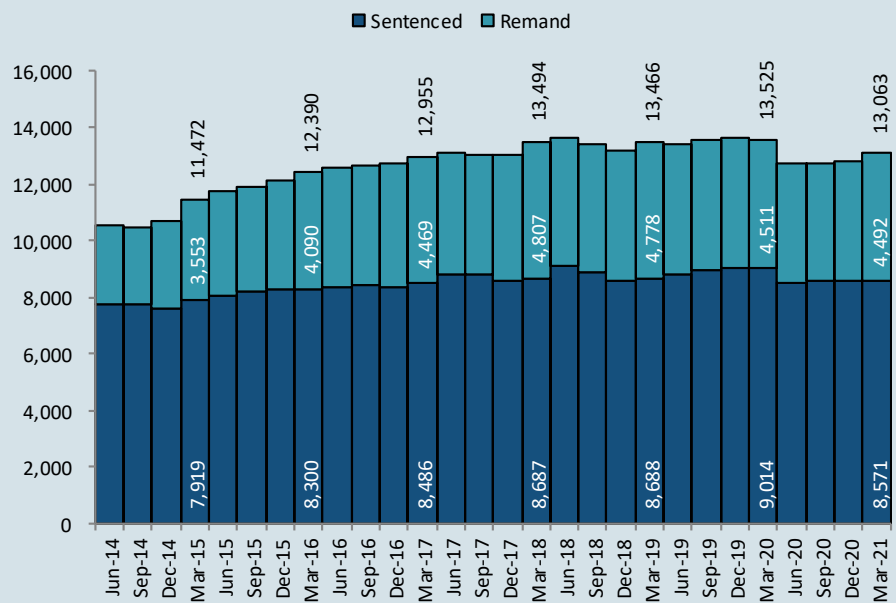


↓  
**2.9%**

Aboriginal male custody population decreased 2.9% or 91 people to 3,089

\*Due to delays in identification of Aboriginal status the number of Aboriginal persons in adult custody is potentially undercounted by up to 2% in more recent months.

### QUARTERLY TRENDS



### CHANGE IN PRISON NUMBERS BY OFFENCE

